









# STALL Question Bank ENGLISH For UTTAR PRADESH




Generated On :17-09-2021




S.NO	Q.NO	Questio	Option 1	Option 2	Option 3	Option 4	Answer	Chapter
1	1	Near a pedestrian crossing, when the pedestrians are waiting to cross the road, you should...	Sound horn and proceed	Slow down, sound horn and pass	Stop the vehicle and wait till the pedestrians cross the road and then proceed	None of above	3	Rules
2	2	This sign represents... 	Stop	No parking	Hospital ahead	Give way	1	Mandatory
3	3	You are approaching a narrow bridge, another vehicle is about to enter the bridge from opposite side you should...	Increase the speed and try to cross the bridge as fast as possible	Put on the head light and pass the bridge	Wait till the other vehicle crosses the bridge and then proceed		3	Rules
4	4	This sign represents... 	Keep left	There is no road to the left	Compulsory turn left	Compulsory turn right	3	Mandatory
5	5	When a vehicle is involved in an accident causing injury to any person...	Take the vehicle to the nearest police station and report the accident	Stop the vehicle and report to the police station	Take all reasonable steps to secure medical attention to the injured and report to the nearest police station within 24 hours		3	Rules
6	6	This sign represents... 	Give way	Hospital ahead	Traffic island ahead	Stop	1	Mandatory




S.NO	Q.NO	Questio	Option 1	Option 2	Option 3	Option 4	Answer	Chapter
7	9	You can overtake a vehicle in front...	Through the right side of that vehicle	Through the left side	Through the any side that vehicle	Not from any side of that vehicle	1	Rules
8	10	This sign represents... 	Right turn prohibited	Sharp curve to the right	U-turn prohibited	Overtaking prohibited	3	Mandatory
9	12	This sign represents... 	Pedestrian crossing	Pedestrians may enter	Pedestrians prohibited	School ahead	1	Cautionary
10	14	This sign represents... 	Keep right side	Parking on the right allowed	Compulsory turn to right		2	Informatory
11	15	Validity of learners licence...	Till the driving licence is obtained	6 months	30 days	Upto 120 days from the date of issue of Learners License	2	Rules
12	16	This sign represents... 	U- Turn prohibited	Right turn prohibited	Overtaking through left prohibited	Left Turn Prohibited	2	Mandatory




S.NO	Q.NO	Questio	Option 1	Option 2	Option 3	Option 4	Answer	Chapter
13	18	This sign represents... 	Horn prohibited	Compulsory sound horn	May sound horn	Hospital Ahead	1	Mandatory
14	19	Free passage should be given to the following types of vehicles...	Police vehicles	Ambulance and fire service vehicles	Express, Super Express buses		2	Rules
15	20	This sign represents... 	Roads on both sides in front	Narrow bridge ahead	Narrow road ahead	Restriction Ends	2	Cautionary
16	22	This sign represents... 	First aid post	Resting place	Hospital	Petrol pump	3	Informatory
17	24	This sign represents... 	First aid post	Resting place	Hospital		1	Informatory
18	25	Driver of a motor vehicle shall drive through...	The right side of the road	The left side of the road	The Center of the road		2	Rules







S.NO	Q.NO	Questio	Option 1	Option 2	Option 3	Option 4	Answer	Chapter
19	26	This sign represents... 	Hospital	Resting place	First aid post	Petrol pump	2	Informatory
20	27	When a Vehicle is parked on the road side during night...	The vehicle should be locked	The person having license to drive such a vehicle should be in the driver's seat	The park light shall remain lit		3	Rules
21	28	This sign represents... 	Road closed	No parking	End of speed restriction		3	Mandatory
22	29	Fog lamps are used...	During night	When there is mist	When the opposite vehicle is not using dim light		2	Rules
23	30	This sign represents... 	Narrow road ahead	Narrow bridge ahead	Roads on both sides ahead	No Entry	1	Cautionary
24	31	Zebra lines are meant for...	Stopping vehicle	Pedestrians crossing	For giving preference to vehicle		2	Rules

S.NO	Q.NO	Questio	Option 1	Option 2	Option 3	Option 4	Answer	Chapter
25	32	This sign represents... 	Railway station near	Level crossing unguarded	Level crossing Guarded		2	Cautionary
26	33	When an ambulance is approaching...	allow passage if there are no vehicles from front side	no preference need be given	the driver shall allow free passage by drawing to the side of the road	Yes,if there is Green light	3	Rules
27	34	This sign represents... 	Entry through right side prohibited	Entry through left prohibited	Overtaking prohibited		3	Mandatory
28	35	Red traffic light indicates...	vehicle can proceed with caution	stop the vehicle	slow down	Do not stop the vehicle	2	Rules
29	36	This sign represents... 	Cross road	No entry	Hospital		1	Cautionary
30	37	Parking a vehicle in front of entrance to hospital...	Proper	Improper	Proper if NO PARKING sign is not provided		2	Rules

S.NO	Q.NO	Questio	Option 1	Option 2	Option 3	Option 4	Answer	Chapter
31	38	This sign represents... 	Restriction ends	No entry	No overtaking	All are correct	2	Mandatory
32	39	Where the slippery road sign is seen on the road, the driver shall...	reduce the speed by changing the gear	apply brake	proceed in the same speed		1	Rules
33	40	This sign represents... 	May turn to left	Compulsory go ahead or turn left	Side road left	Compulsory turn right	3	Cautionary
34	41	Overtaking is prohibited in following circumstances...	when it is likely to cause inconvenience or danger to other traffic	when the vehicle in front is reducing speed	during night		1	Rules
35	42	This sign represents... 	Sound horn compulsory	Sound horn continuously	Horn prohibited	Horn Allowed	1	Mandatory
36	43	Overtaking when approaching a bend...	is permissible	not permissible	is permissible with care		2	Rules






S.NO	Q.NO	Questio	Option 1	Option 2	Option 3	Option 4	Answer	Chapter
37	44	This sign represents... 	Road to the right in front	Compulsory turn right	Turn to right prohibited	Turn to left prohibited	2	Mandatory
38	45	Drunken driving...	allowed in private vehicles	allowed during night time	prohibited in all vehicles		3	Rules
39	46	This sign represents... 	End of restriction	Do not stop	No parking	No Entry	3	Mandatory
40	49	Rear view mirror is used...	for seeing face	for watching the traffic approaching from behind	for seeing the back seat passenger		2	Rules
41	50	The sign represents.... 	No entry for motor vehicles	No entry for cars and motor cycles	Entry allowed for cars and motor vehicles		2	Mandatory
42	51	Boarding in and alighting from a vehicle while in motion...	permitted in bus	permitted in autorikshaw	prohibited in all vehicles		3	Rules







S.NO	Q.NO	Questio	Option 1	Option 2	Option 3	Option 4	Answer	Chapter
43	52	The sign represents.... 	Trucks Prohibited	Bus Prohibited	Heavy vehicles Prohibited		1	Mandatory
44	54	The sign represents.... 	Bullock cart prohibited	Cycle prohibited	All vehicles prohibited		1	Mandatory
45	55	When fuel is filled in a vehicle...	shall not check air pressure	shall not smoke	shall not use any light of the vehicle		2	Rules
46	56	The sign represents.... 	Students prohibited	Pedestrians permitted	Pedestrians prohibited	Parking Prohibited	3	Mandatory
47	58	The sign represents.... 	Overtaking prohibited through the right side	Turn left	Left turn Prohibited		3	Mandatory
48	59	Overtaking is prohibited...	when the road ahead is not clearly visible	when the road ahead is wide enough	when the road center is marked with white broken lines		1	Rules











S.NO	Q.NO	Questio	Option 1	Option 2	Option 3	Option 4	Answer	Chapter
49	60	The sign represents.... 	Drive the vehicle not exceeding 50 km/hr	Drive the vehicle at 50 km/hr	Drive the vehicle exceeding 50km/hr	None of above	1	Mandatory
50	62	The sign represents.... 	Speed limit 2km/hr	No entry for vehicles having more than 2 meters width	No entry for vehicles having more than 2 meters height		2	Mandatory
51	63	Records of a private vehicle are...	registration Certificate, G.C.R., Insurance Certificate	registration certificate, Insurance Certificate, Tax Token, Driving Licence	registration Certificate, Permit, Trip Sheet	None of above	2	Rules
52	64	The sign represents.... 	Entry only for vehicles with height above 3.5 meters	Entry only for vehicles with width above 3.5 meters	Entry for vehicles having height not exceeding 3.5 meters		3	Mandatory
53	66	The sign represents.... 	Stop	No Stopping or standing	Junction	No parking	2	Mandatory
54	68	The sign represents.... 	No entry	Ahead only	Entry in both directions	One -way	2	Mandatory

S.NO	Q.NO	Questio	Option 1	Option 2	Option 3	Option 4	Answer	Chapter
55	70	The sign represents.... 	Compulsory ahead or turn right	Compulsory ahead or turn left	Side road ahead	Entry in both direction	2	Mandatory
56	72	The sign represents.... 	Stop on the left side	Compulsory keep left	Turn left	Stop on the right side	2	Mandatory
57	74	This sign represents... 	Right ascend	Right hand curve	Keep right	Left hand curve	2	Cautionary
58	75	When you see the traffic sign School, you should	Stop the vehicle, sound horn and proceed	Slow down and proceed with caution	Sound horn continuously and proceed		2	Rules
59	76	This sign represents... 	Left hand curve	Left ascend	Keep left	Keep Right	1	Cautionary
60	78	This sign represents... 	Right hair pin bend	Right ascend and descend	Right descend		1	Cautionary

S.NO	Q.NO	Questio	Option 1	Option 2	Option 3	Option 4	Answer	Chapter
61	79	The Signal while taking U-turn...	Left turn signal	Right turn signal	Slow down signal		2	Rules
62	80	This sign represents... 	Left descend	Left hair pin bend	Keep left		2	Cautionary
63	82	This sign represents... 	Right reverse bend	Left reverse bend	Turn right and go ahead	None of above	1	Cautionary
64	84	This sign represents... 	Right reverse bend	Left reverse bend	Turn left and go ahead		2	Cautionary
65	85	Before overtaking a vehicle, it should be ensured that ...	No vehicle is approaching from behind	The road ahead is clearly visible and it is safe to overtake	The vehicle in front is turning left		2	Rules
66	86	This sign represents... 	Side road left	Speed limit	Axle weight limit		3	Cautionary










S.NO	Q.NO	Questio	Option 1	Option 2	Option 3	Option 4	Answer	Chapter
67	88	This sign represents... 	Turn right	Side road right	Keep right		2	Cautionary
68	92	This sign represents... 	Turn right	Turn left	Round about		3	Cautionary
69	93	The hand brake is to be used...	To reduce the speed	To apply sudden brake	To park a vehicle	None of above	3	Rules
70	94	This sign represents... 	Narrow road ahead	Dangerous dip	Ferry		2	Cautionary
71	95	More than two persons on a two wheeler is...	Allowed in unavoidable circumstances	Violation of law	Allowed when the traffic is less	Yes,if they wear helmate	2	Rules
72	96	This sign represents... 	Guarded level cross	Unguarded level cross	Barrier ahead		1	Cautionary






S.NO	Q.NO	Questio	Option 1	Option 2	Option 3	Option 4	Answer	Chapter
73	98	This sign represents... 	Y-inter section left	Y-inter section right	Side road left		1	Cautionary
74	99	Using unregistered vehicle in public place is...	Illegal	Legal	Legal if there is urgency		1	Rules
75	100	This sign represents... 	Y-inter section left	Y-inter section right	Side road right		2	Cautionary
76	102	This sign represents... 	Turn left	Turn right	Y-inter section		3	Cautionary
77	103	Overtaking is prohibited in the following case...	State highway	Panchayath roads	Narrow bridge		3	Rules
78	104	The sign represents.... 	Road to the right in front	There are roads ahead and to the right	Compulsorygo ahead or turn to right	16 Years	3	Mandatory

S.NO	Q.NO	Questio	Option 1	Option 2	Option 3	Option 4	Answer	Chapter
79	106	This sign represents... 	Slippery road	Gravel road	No entry for motor car		1	Cautionary
80	108	This sign represents... 	Loose gravel	Slippery road	No entry for motor car		1	Cautionary
81	109	Over speeding...	Is an offence leading to suspension or cancellation of driving licence	Is an offence leading to punishment by fine only	Is not an offence		1	Rules
82	110	This sign represents... 	Cycle crossing	Cycle crossing prohibited	No entry for cycles		1	Cautionary
83	111	When school buses are stopped for picking up or setting down students...	Blow horn and proceed	Proceed slowly and cautiously since there is chance of students suddenly crossing the road	No special care is required		2	Rules
84	112	This sign represents... 	Cattle prohibited	Possibility of cattle on road	Vehicles carrying cattle prohibited		2	Cautionary



S.NO	Q.NO	Questio	Option 1	Option 2	Option 3	Option 4	Answer	Chapter
85	114	This sign represents... 	School ahead	Pedestrians crossing	Pedestrians crossing prohibited		1	Cautionary
86	115	When a motor vehicle is involved in an accident...	Shall report to the nearest police station within 24 hours	Shall report to the nearest police station within 12 hours	Shall report to the nearest police station within 48 hours		1	Rules
87	116	This sign represents... 	Men at work	Children playing	Pedestrian crossing		1	Cautionary
88	118	This sign represents... 	Rough road	Slippery road	Falling rocks		3	Cautionary
89	120	This sign represents... 	Bridge ahead	Ferry	Refreshment stall ahead		2	Cautionary
90	121	The driver of the vehicle in front has not given signal for over taking...	We can overtake	We shall not overtake	We can overtake blowing horn		2	Rules

S.NO	Q.NO	Questio	Option 1	Option 2	Option 3	Option 4	Answer	Chapter
91	122	This sign represents... 	Steep ascend	Steep descend	Slippery road		1	Cautionary
92	124	This sign represents... 	Steep ascend	Steep descend	Slippery road		2	Cautionary
93	126	This sign represents... 	Narrow road ahead	Y-intersection	Road widens ahead	Narrow Bridge Ahead	3	Cautionary
94	128	This sign represents... 	Drainage in middle	Bridge ahead	Gap in median	All of above	3	Cautionary
95	130	This sign represents... 	Hump or rough road	Zigzag road	Ghat road		1	Cautionary
96	132	This sign represents... 	Barrier ahead	Railway cross ahead	Weighbridge ahead		1	Cautionary

S.NO	Q.NO	Questio	Option 1	Option 2	Option 3	Option 4	Answer	Chapter
97	134	The sign represents.... 	No thorough side road	Left turn	Bridge ahead		1	Informatory
98	136	The sign represents.... 	Ferry ahead	Main road ahead	No thorough road	None of Above	3	Informatory
99	138	The sign represents.... 	Parking prohibited	Parking both sides	Police aid post		2	Informatory
100	140	The sign represents.... 	Parking lot - scooters and motor cycles	Scooters and motor cycles prohibited	Scooters and motor cycles repairing		1	Informatory
101	142	The sign represents.... 	No entry for private cars	Parking lot - Taxis	Parking for police vehicles		2	Informatory
102	143	While you are approaching an intersection where the yellow signal light is blinking, you should...	As there is no restriction, proceed at the same speed	Stop the vehicle and wait for the green light to appear	Slow down the vehicle and proceed only after ensuring that it is safe to do so	Increase speed of the vehicle and proceed safely	3	Rules



S.NO	Q.NO	Questio	Option 1	Option 2	Option 3	Option 4	Answer	Chapter
103	144	The sign represents.... 	Petrol pump	Parking lot - Autorikshaws	Autorikshaw parking prohibited		2	Informatory
104	145	Where the road is marked with continuous yellow line the vehicle should...	Not touch or cross the yellow line	Allow to overtake only through the right side of yellow line	Cross the line only when overtaking a vehicle in front		1	Rules
105	147	While you are driving on gradient roads, you should...	Give precedence to the vehicles coming down the hill	Give precedence to the vehicles going up the hill	Give precedence to the vehicles carrying heavy load		2	Rules
106	156	This sign represents.... 	Request to pass the vehicles coming from the left	Request to pass the vehicle coming in opposite direction	Request to stop the vehicle from behind and front	To stop vehicles approaching from behind	3	Police Related
107	158	This sign represents.... 	Request to stop the vehicle from front	Request to stop the vehicle from behind	Request to pass the vehicle from front		1	Police Related
108	162	You hold a learners licence for motor cycle ....	You will drive when the traffic is less	You will drive the vehicle only when an instructor holding driving licence to drive motor cycle accompanies	You will not carry any other person on the motor cycle except for the purpose of getting instructions from an instructor who holds a valid driving licence to drive motor cycle	You will drive only in day light	3	Rules

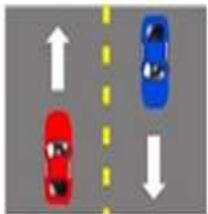
S.NO	Q.NO	Questio	Option 1	Option 2	Option 3	Option 4	Answer	Chapter
109	163	When the yellow light at an intersection appear on the signal light, the driver of an approaching vehicle should...	Ensure safety and drive away	Slow down to stop	Sound horn and proceed		2	Rules
110	164	All motor vehicles must be covered by...	Life Insurance	Third party Insurance	Comprehensive Insurance		2	Rules
111	166	The number of passengers permitted to be taken in private vehicle is recorded in the...	Registration Certificate	Tax Token	Permit		1	Rules
112	167	Overtaking is prohibited when ...	The road is marked with broken center line in white colour	The road is marked with continuous center line in yellow colour	Vehicle is driven on a steep hill		3	Rules
113	169	Blinking red traffic light means...	Stop the vehicle till green light glows	Stop the vehicle and proceed if safe	Reduce speed and proceed		2	Rules
114	171	What is defensive driving?	Driving cautiously anticipating violation of traffic rules and road signs both by drivers and other road users	Driving with sole aim of reaching the destination with no regards to road signs	Driving on the assumption that other road users will be cautious about their safety		1	Rules

S.NO	Q.NO	Questio	Option 1	Option 2	Option 3	Option 4	Answer	Chapter
115	172	What is meant by stop line?	A line with 5 centimeters width in white or yellow colour at the approach of road junction or pedestrian crossing	A line drawn through the center of the road in yellow colour	A broken white line through the center of the road		1	Rules
116	213	Zig-Zag driving is...	Dangerous to two-wheelers only	Dangerous to all at all times	Dangerous to four-wheelers vehicles		2	Rules
117	215	To supervise a learner driver you MUST...	Be an approved driving instructor	Hold a Driving licence	Hold a learner's licence		1	Rules
118	216	While on a roundabout...	Traffic entering has right of way	Traffic existing has right of way	Traffic on the roundabout has right of way		3	Rules
119	222	A flashing yellow signal is used when...	Traffic lights aren't working	You should slow down & proceed with caution	Men are at work		2	Rules
120	225	A high beam in foggy conditions...	Is good because you can see more	Is bad because it reflects back and can dazzle	Make sure others can see you		2	Rules



S.NO	Q.NO	Questio	Option 1	Option 2	Option 3	Option 4	Answer	Chapter
121	226	Dipping your lights is necessary when...	You want to overtake	It is foggy	Following a vehicle	Overtaking not permitted	2	Rules
122	230	You are driving in rain. Why should you keep well back from the vehicle in front?	In case it changes direction suddenly	In case its fog lights dazzle you	In case it stop suddenly		3	Rules
123	233	You are waiting at a T-Junction, A vehicle is coming from the left with right signal flashing, and you should...	accelerate hard and move forward	move forward slowly	wait until the vehicle turn to right side		3	Cautionary
124	234	While you reach a junction with limited visibility you should...	look both ways and move carefully	look at right and move slowly	move quickly		1	Cautionary
125	235	You should switch on your hazard warning lights...	When you are moving straight	When your vehicle is parked and the same is causing inconvenience to other road users	when your vehicle parked at a no parking area		2	Cautionary
126	240	Driving at high speed...	gives you better fuel efficiency	take less time for your journey	reduces time to react to hazard		3	Informatory

S.NO	Q.NO	Questio	Option 1	Option 2	Option 3	Option 4	Answer	Chapter
127	242	The continuous yellow line in the centre of the road means...	no parking	do not over take	stop		2	Road Related
128	244	When you approach a bridge you should...	slow down and do not over take	beware of pedestrians	switch on the head lights		1	Cautionary
129	247	At the Blind Junction you must stop...	only if there is traffic on the main road	behind the line and move forward slowly as vision improves	only if you are turning to the right		2	Cautionary
130	249	While driving through a main road another vehicle is reversing from a side road, You should...	Move to the opposite side of the road	speed up and drive through quickly	sound your horn and be prepared to stop		3	Cautionary
131	251	Basic rule on a two lane high way is ...	keep to the left lane unless over taking	keep the lane with the least traffic	always keep to the right lane at high speed		1	Rules
132	252	You meet an obstruction on your side of the road, you should...	move on as you have priority	accelerate to move quickly	give way to oncoming traffic		3	Road Related

S.NO	Q.NO	Questio	Option 1	Option 2	Option 3	Option 4	Answer	Chapter
133	254	The mandatory signs giving orders are mostly in...	Red/Blue circles	Red Triangles	Base triangles		1	Mandatory
134	255	This line means... 	cross it whenever you feel	cross it when it is safe and come back after over taking	not cross it under any circumstances		2	Road Related
135	257	Before you make an "U" turn you should	Select the neutral gear and the indicator	show the signal for a right turn, watch in the rear view mirror	wait for signal to turn red		2	Cautionary
136	259	When you are moving from a parking place, you should...	use the rear view mirrors, check in the blind spot and give signal	look around the vehicle	sound horn and move ahead		1	Cautionary
137	261	You are intending to turn left, you should position your vehicle at...	the middle lane	the left hand lane	on the shoulder of the road		2	Cautionary
138	264	You must not reverse your vehicle...	on a busy road	on a one way road	all of the above		3	Cautionary




S.NO	Q.NO	Questio	Option 1	Option 2	Option 3	Option 4	Answer	Chapter
139	267	Rear Mirror is slightly curved to...	give a wider field of vision	cover the blind spot totally	judge the speed of following vehicle		1	Informatory
140	268	Noise pollution may result in...	disturbing mental equilibrium	disturbing the concentration of the driver	all of the above		3	Informatory
141	269	Air pollution affects...	Human beings only	plants and animals only	all of the above		3	Informatory
142	270	Fitment of multi toned horns on a motor vehicle is...	permitted only in emergency	an offence under the law as it causes noise pollution	for avoiding accident		2	Informatory
143	272	What is the common cause of skidding?	bad condition of tyres and road	error of driver	both of the above		3	Informatory
144	279	An accident has just happened and the injured person is lying on the road, you should...	protect the area and inform the authorities	protect the area and give first aid to injured	protect the area, give first aid, take the injured to the hospital and inform the authorities		3	Informatory

S.NO	Q.NO	Questio	Option 1	Option 2	Option 3	Option 4	Answer	Chapter
145	280	What is the main aim of the first aid?	To treat the injury	To prevent aggravating the injury and its effects	all of the above		2	Informatory
146	281	How does alcohol affect your driving?	It increase your awareness	It reduce your concentration and attention	It increase your confidence		2	Informatory
147	282	Which of these lights will come after Amber at a traffic light?	Red	Green	Red or green		1	Traffic
148	288	To prevent brake fade while descending you should ...	select neutral for a short distance	repeatedly pump the brake pedal	select a suitable higher power gear and apply brakes if only necessary		3	Cautionary
149	301	While driving your vehicle on a motor way a front tyre gets burst. You should	Loosen the grip on the steering wheel	Brake firmly for a stop	Hold the steering wheel firmly and stop safely by using brake		3	Cautionary
150	302	Motor cyclists are advised to wear -----type of clothing at night to make them visible to other road users...	Bright clothing	Dark clothing	None of this		1	Informatory

S.NO	Q.NO	Questio	Option 1	Option 2	Option 3	Option 4	Answer	Chapter
151	307	What should be checked first before turning to the left?	The right side mirror	The left side mirror	Look behind over your right shoulders		2	Cautionary
152	308	You are about to move off you should always...	Using your mirrors look behind and give proper signal	Signal left with indicator and move	Use only the off side mirror and move away quickly		1	Cautionary
153	317	Which of the following is a legal requirement for every vehicle?	First aid box	Spare wheel	Audio system		1	Rules
154	321	No driver of a motor vehicle shall sound horn on...	Highways	Prohibited areas by notification of the authority	Rural roads		2	Rules
155	322	Which of the safety device fitted in Light Motor vehicle protects the driver from injury...	Helmet	Seat belt	None of above		2	Informatory
156	324	Pedestrians should walk on the -----side of the road	Right	Left	Middle		1	Cautionary




S.NO	Q.NO	Questio	Option 1	Option 2	Option 3	Option 4	Answer	Chapter
157	325	Things to be checked before a long drive...	Fuel, oil, brake fluid, coolant, condition of tyre	Spare wheel, tools, tension of all drive belts	All of the above		3	Cautionary
158	333	When you want to change from one lane to another you should... 	Give proper turn signal	Look through Rear view mirror and change lane if it is safe to do	Both of the above		3	Road Related
159	337	In lane traffic, before making a right turn you should be in...	Any lane	Extreme left lane	Extreme right lane		3	Road Related
160	338	If your vehicle hits a pedestrian you should...	Identify yourself and leave	Help the person, and call an ambulance	Help the injured for medical aid identify yourself and then report to police		3	Cautionary
161	339	You should not over take...	When the road ahead is not visible	On straight road	In rural areas		1	Cautionary
162	343	While driving a motor cycle or an auto rickshaw hand signals can be shown by using...	Both hands	Right hand only	Left hand only		2	Cautionary

S.NO	Q.NO	Questio	Option 1	Option 2	Option 3	Option 4	Answer	Chapter
163	344	While parking the vehicle, you should...	Park the vehicle in such a way that it does not obstruct or make inconvenience to other road users	Parallel to the kerb	Right angle to the kerb		1	Cautionary
164	346	A person affected by a motor vehicle accident can apply for compensation before...	RTO	Motor Accident Claims Tribunal	Banker of the driver or owner		2	Cautionary
165	348	Before leaving your parked vehicle, you should...	Turn ignition key off	Stop the engine, remove key and engage hand brake	Lock the car		2	Cautionary
166	349	A motor driving licence issued in a State is valid...	Throughout India	Throughout the World	Only in the State of issue	In that particular region only	1	Rules
167	350	You can hold...	A maximum of 3 licence	Only one licence	Any number of licences however, each licence authorise only one class of vehicle for driving		2	Rules
168	351	Can you give a motor vehicle for driving to a person who does not have a valid licence?	Yes, since the driver solely is responsible	No, since it is a serious offence	An offence only if the vehicle involves in an accident		2	Rules


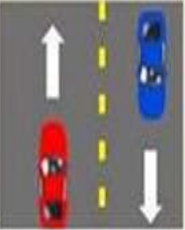

S.NO	Q.NO	Questio	Option 1	Option 2	Option 3	Option 4	Answer	Chapter
169	359	While approaching a section of road way when there is loose sand or gravel, you should...	Hit the area as fast as possible	Go as slowly as possible	Slow down change to high torque gears before entering		2	Cautionary
170	360	You can conserve fuel when you drive the vehicle at...	High speeds in high torque gears	High speed in low torque gears	A moderate uniform speed of 45-55 KMPH in top gear		3	Informatory
171	363	Which is the poison gas emitted through the exhaust gas of petrol vehicle...	Ammonia	Carbon monoxide	Chlorine		2	Informatory
172	364	It is dangerous to drive with bald (worn out) tyres, since...	The vehicle picks up speed quickly	It has little road grip	It has too much road grip		2	Cautionary
173	366	Over speeding or dangerous driving may...	Attracts a strict warning for the authorities	Is an offence and is punishable	Attract other road users		2	Driver
174	373	Flashing yellow traffic light means...	Continue at the same speed	Stop, if possible to do so	Slow down and proceed with caution		3	Rules















S.NO	Q.NO	Questio	Option 1	Option 2	Option 3	Option 4	Answer	Chapter
175	374	When you observe a yellow traffic light glowing in an intersection, you should...	Hurry to cross	Stop at the stop line	Proceed across the intersection with caution		3	Traffic
176	375	A flashing red light means 	Stop and proceed with caution	Slow sign	Yield right of way sign		1	Traffic
177	377	When you approach an intersection and you are in main road without traffic lights, police man and traffic signs, you should...	Slow down and be cautious to negotiate the intersection	Come to full stop and proceed with caution	Not change speed if the way is clear		1	Traffic
178	378	Emergency vehicles means...	Road rollers and cranes	Mobile automobile work shop	Ambulance and fire service vehicles		3	Rules
179	379	Drivers should not sound horn...	In one way	On main road	At silent zone		3	Rules
180	382	Cautionary signs are exhibited in...	Circular shape	Triangular shape	Rectangular shape		2	Rules

S.NO	Q.NO	Questio	Option 1	Option 2	Option 3	Option 4	Answer	Chapter
181	383	Informative signs are exhibited in...	Circular shape	Triangular shape	Rectangular shape		3	Rules
182	387	The safe way to stop the vehicle...	press clutch and then brake	press brake and then clutch	press clutch and brake simultaneously		2	Driver
183	389	If your vehicle became break down during night...	stop, use hand brake and exhibit hazardous warning light	stop and exhibit red light	leave the vehicle		1	Driver
184	398	A driver shall drive in one way...	only in the direction specified by the sign board	reverse direction in emergencies	both ways on sundays		1	Driver
185	406	Under which circumstance you will avoid overtaking...	after a curve	on a curve	when the visibility ahead is clear		2	Rules
186	408	When a pedastrian Steps in to a zebra line in front of you to cross the road...	stop befor the stop line and treat it as a stop signal	you have to proceed before him	sound horn and speed up your vehicle to cross before him		1	Road Related

























S.NO	Q.NO	Questio	Option 1	Option 2	Option 3	Option 4	Answer	Chapter
187	411	While driving behind a motor cycle on a badly maintained road you should...	continuously blow horn	over take immediately	keep safe distance		3	Cautionary
188	412	If you are fined for any traffic violation, you must feel...	proud	humiliated	to correct your attitude in future		3	Informatory
189	413	If permitted, a free turn can be taken in a junction ...	while taking a left turn	while travelling straight	while taking a right turn		1	Road Related
190	414	Seat belts have to be used by ...	Driver only	Front seat Passengers only	Both		3	Informatory
191	418	Person sitting or standing by the side of the driver causing inconvenience to control the vehicle...	is allowed with the permission of the RTO	is not allowed	allowed in case of emergency		2	Rules
192	428	When the visibility becomes very low, during the day time in rainy season, the driver shall...	use head light	make sure that wiper blades are not old	none of the above		1	Driver

S.NO	Q.NO	Questio	Option 1	Option 2	Option 3	Option 4	Answer	Chapter
193	432	A flashing yellow at an intersection means ? 	Proceed with caution	Stop and proceed	Proceed fast		1	Traffic
194	434	What is this line means? 	Two line traffic	Road divides	Lane traffic		1	Road Related
195	435	The picture shows ? 	Tail gating	Safe distance	Follow the vehicle		2	Driver
196	437	In case of an accident,which knowledge of yours can be helpful to the injured person	Vehicle Repairing	First-Aid	Legal Help	Police Help	2	Informatory
197	439	Which traffic light should lit after green	Red	Blue	Yellow	Orange	3	Informatory
198	440	In case of an accident, to seek a “Emergency Ambulance” you should dial	108	101	100	180	1	Informatory











S.NO	Q.NO	Questio	Option 1	Option 2	Option 3	Option 4	Answer	Chapter
199	442	You can apply for a driving licence	After 30 days from the date of issue of learner’s licence but with in 6 months	After 60 days from the date of issue of learner’s licence but with in 6 months	After 90 days from the date of issue of learner’s licence but with in 6 months	After 120 days from the date of issue of learner’s licence but with in 6 months	1	Rules
200	444	Validity of vehicle insurance is	6 months	1 Year	2 Year	3 Year	2	Rules
201	445	The colour of number plate of private vehicle is	Black background with yellow letter & number	Yellow background with black letter & number	White background with black letter & number	Black background with white letter & number	3	Rules
202	446	Which Sign denotes “Compulsory Cycle Track”?					1	Mandatory
203	447	Which Sign denotes “Cycle Crossing”?					1	Cautionary
204	448	Which Sign denotes “Major Road Ahead”?					3	Cautionary

























S.NO	Q.NO	Questio	Option 1	Option 2	Option 3	Option 4	Answer	Chapter
205	449	Which Sign denotes “Trucks are Prohibited”?					1	Mandatory
206	450	Which Sign denotes “T – Intersection”?					3	Cautionary
207	451	Which Sign denotes “Left Hand Curve”?					3	Cautionary
208	452	Which Sign denotes “Right Turn Prohibited”?					2	Mandatory
209	453	Which Sign denotes “Compulsory Sound Horn”?					3	Mandatory
210	454	Which Sign denotes “School Ahead”?					4	Mandatory











S.NO	Q.NO	Questio	Option 1	Option 2	Option 3	Option 4	Answer	Chapter
211	455	Which Sign denotes "Parking this side"?					4	Informatory
212	456	Which Sign denotes "Overtaking is Prohibited"?					1	Mandatory
213	457	Which Sign denotes "Slippery Road"?					1	Cautionary
214	458	Which Sign denotes "Right Reverse Bend"?					1	Cautionary
215	459	Which Sign denotes "Axle Load Limit"?					3	Mandatory
216	460	Which Sign denotes "Road Widens Ahead"?					1	Cautionary



























S.NO	Q.NO	Questio	Option 1	Option 2	Option 3	Option 4	Answer	Chapter
217	461	Which Sign denotes “Guarded Railway Crossing 200 Meters”?					4	Cautionary
218	462	Which Sign denotes “Compulsory Turn Right”?					2	Mandatory
219	463	Which Sign denotes “Men at Work”?					1	Cautionary
220	464	Which Sign denotes “Compulsory Left Turn Ahead”?					1	Mandatory
221	465	Which Sign denotes “Pedestrians Prohibited”?					3	Mandatory
222	466	Which Sign denotes “U-Turn Prohibited”?					3	Mandatory


























S.NO	Q.NO	Questio	Option 1	Option 2	Option 3	Option 4	Answer	Chapter
223	467	Which Sign denotes “Left Reverse Bend”?					4	Cautionary
224	468	Which Sign denotes “Bus Stop”?					1	Mandatory
225	469	Which Sign denotes “Width Limit”?					2	Mandatory
226	470	Which Sign denotes “Unguarded Railway Crossing 50-100 Meters”?					1	Cautionary
227	471	Which Sign denotes “Load Limit”?					1	Mandatory
228	472	Which Sign denotes “Falling Rocks”?					1	Cautionary

























S.NO	Q.NO	Questio	Option 1	Option 2	Option 3	Option 4	Answer	Chapter
229	473	Which Sign denotes "First-Aid Post"?					2	Mandatory
230	474	Which Sign denotes "Left Turn Prohibited"?					4	Mandatory
231	475	Which Sign denotes "Stop"?					2	Mandatory
232	476	Which Sign denotes "Side Road Right"?					2	Cautionary
233	477	Which Sign denotes "Resting Place"?					2	Informatory
234	478	Which Sign denotes "Compulsory Keep Left"?					3	Mandatory
























S.NO	Q.NO	Questio	Option 1	Option 2	Option 3	Option 4	Answer	Chapter
235	479	Which Sign denotes "Compulsory Ahead Only"?					4	Mandatory
236	480	Which Sign denotes "Cross Road"?					3	Cautionary
237	481	Which Sign denotes "Light Refreshment"?					1	Informatory
238	482	Which Sign denotes "Horns Prohibited"?					3	Mandatory
239	483	Which Sign denotes "Give Way"?					1	Mandatory
240	484	Which Sign denotes "Side Road Left"?					1	Cautionary











S.NO	Q.NO	Questio	Option 1	Option 2	Option 3	Option 4	Answer	Chapter
241	485	Which Sign denotes “Y- Intersection”?				All are Correct	4	Cautionary
242	486	Which Sign denotes “Auto Rickshaw Parking”?					2	Informatory
243	487	Which sign denotes “Narrow Road Ahead”?					1	Cautionary
244	488	Which Sign denotes “Ferry”?					1	Cautionary
245	489	Which Sign denotes “Unguarded Railway Crossing 200 Mtr. Ahead”?					3	Cautionary
246	490	Which Sign denotes “No Stopping and Standing”?					1	Mandatory



























S.NO	Q.NO	Questio	Option 1	Option 2	Option 3	Option 4	Answer	Chapter
247	491	Which Sign denotes “Animals on Road”?					3	Cautionary
248	492	Which Sign denotes “Round About”?					3	Cautionary
249	493	Which Sign denotes “Right Hair Pin Bend”?					2	Cautionary
250	494	Mandatory signs are exhibited in?					1	Mandatory
251	495	Which Sign denotes “Guarded Railway Crossing 50-100 meters”?					4	Cautionary
252	496	Which Sign denotes “Eating Place Ahead”?					3	Informatory
























S.NO	Q.NO	Questio	Option 1	Option 2	Option 3	Option 4	Answer	Chapter
253	497	Which Sign denotes “Steep Descent”?					4	Cautionary
254	498	Which Sign denotes “Height Limit”?					2	Mandatory
255	499	Which Sign denotes “Parking-Scooters and Motor Cycles”?					4	Informatory
256	500	Which Sign denotes “Maximum Speed Limit”?					3	Mandatory
257	501	Which Sign denotes “No Parking”?					2	Mandatory
258	502	Which Sign denotes “Compulsory Turn Left”?					4	Mandatory














S.NO	Q.NO	Questio	Option 1	Option 2	Option 3	Option 4	Answer	Chapter
259	503	Which Sign denotes “Left Hair Pin Bend”?					3	Cautionary
260	504	Cautionary Signs are exhibited in?					3	Cautionary
261	505	Which Sign denotes “Steep Ascent”?					2	Cautionary
262	506	Which Sign denotes “Hump or Rough Road”?					4	Cautionary
263	507	Which Sign denotes “Public Telephone”?					2	Informatory
264	508	Which Sign denotes “Restriction Ends”?					1	Mandatory










S.NO	Q.NO	Questio	Option 1	Option 2	Option 3	Option 4	Answer	Chapter
265	509	Which Sign denotes "Hand Carts Prohibited"?					1	Mandatory
266	510	Which Sign denotes "Loose Gravel"?					2	Cautionary
267	511	Which Sign denotes "Length Limit"?					1	Mandatory
268	512	Informative signs are exhibited in?					2	Informatory
269	513	Which Sign denotes "Pedestrian Crossing"?					3	Cautionary
270	514	Which Sign denotes "Barrier Ahead"?					1	Cautionary




S.NO	Q.NO	Questio	Option 1	Option 2	Option 3	Option 4	Answer	Chapter
271	515	Which is the Sign of “No Entry”?					2	Mandatory
272	516	Which Sign denotes “Petrol Pump”?					1	Informatory
273	517	Which Sign denotes “Gap In Median”?					3	Cautionary
274	518	Which Sign denotes “Compulsory Ahead or Turn Right”?					1	Mandatory
275	519	Which Sign denotes Both Side Parking?					3	Informatory
276	520	Which Sign denotes “Narrow Bridge”?					2	Cautionary

S.NO	Q.NO	Questio	Option 1	Option 2	Option 3	Option 4	Answer	Chapter
277	521	Which Sign denotes “Dangerous Dip”?					2	Cautionary
278	522	Which Sign denotes “Vehicles are Prohibited in Both Direction”?					3	Mandatory
279	523	Which Sign denotes “Right Hand Curve”?					2	Cautionary
280	524	Which Sign denotes “Compulsory Ahead or Turn Left”?					2	Mandatory
281	525	Which Sign denotes “Bullock Carts Prohibited”?					4	Mandatory
282	526	Which Sign denotes “One Way Traffic”?					2	Mandatory

S.NO	Q.NO	Questio	Option 1	Option 2	Option 3	Option 4	Answer	Chapter
283	527	Which Sign denotes “Speed Limit”?					2	Mandatory
284	528	What does this sign indicate? 	No entry	Both ways prohibited	Danger ahead		2	Mandatory
285	529	What does this sign indicate? 	Bullock Cart, Hand Cart prohibited	Pedestrian Crossing prohibited	No entry		1	Mandatory
286	530	Overtaking is dangerous on	One ways	Express ways	Blind turns & at the crest of a hill		3	Rules
287	531	The rightmost lane on express way is for	All Vehicles	Overtaking Vehicles	Reserved for fast moving Vehicles		2	Road Related
288	532	What does this sign indicate? 	Cycle Parking prohibited	Compulsory cycle track	Cycles prohibited		3	Mandatory

S.NO	Q.NO	Questio	Option 1	Option 2	Option 3	Option 4	Answer	Chapter
289	533	What does this sign indicate? 	Parking limit	Vehicle length limit	Vehicle width limit		2	Mandatory
290	534	What does this sign indicate? 	Compulsory bus stop	Only buses permitted	Bus route		1	Informatory
291	535	What does this sign indicate? 	Handcart prohibited	Bullock cart prohibited	Tongas prohibited		3	Mandatory
292	537	While descending, press	Clutch first then brake	Brake first then clutch	Clutch & brake simultaneously		2	Driver
293	539	What does this sign indicate? 	Speed breaker	Dangerous dip	Men at work		1	Cautionary
294	540	What does this sign indicate? 	Advance direction sign	Destination sign	Direction sign		3	Informatory



S.NO	Q.NO	Questio	Option 1	Option 2	Option 3	Option 4	Answer	Chapter
295	541	What does this sign indicate? 	Advance direction sign	Place identification sign	Direction sign		2	Informatory
296	542	What does this sign indicate? 	Advance direction sign	Destination sign	Direction sign		1	Informatory
297	543	What does this sign indicate?. 	Re-assurance sign	Place identification sign	Destination sign		1	Informatory
298	544	What does this sign indicate? 	Re- assurance sign	Place identification sign	Destination sign		3	Informatory
299	546	While turning left you will keep your vehicle in	Left lane	Right lane	Middle lane		1	Road Related
300	547	If people crossing your vehicle at uncontrolled intersection	Approach intersection without reducing your speed	Approach cautiously by reducing your speed	Stop and allow people to cross		3	Traffic

S.NO	Q.NO	Questio	Option 1	Option 2	Option 3	Option 4	Answer	Chapter
301	548	While taking U- turn at controlled intersection	Drive to other uncontrolled intersection	Wait till traffic light turns green	Turn if there is no policeman		2	Traffic
302	549	If you intend to change your lane	Change immediately	Change by giving proper signal in advance	Do not change		2	Traffic
303	550	What precaution you will take while parking?	Will not cause any inconvince to others	Will cause danger to others	Will cause inconvince to others		1	Road Related
304	551	How do you park a vehicle ?	As per signal board or road markings	As I like	By asking policeman		1	Road Related
305	552	While driving on multilane road, I will drive through lane & change it	By giving proper signal	Drive at brisk speed	Drive slowly		1	Driver
306	553	While following other vehicle, the driver should	Keep safe distance from vehicle ahead	Immediately overtake & proceed	Keep closer to the vehicle ahead		1	Driver

S.NO	Q.NO	Questio	Option 1	Option 2	Option 3	Option 4	Answer	Chapter
307	554	If instructed by an officer in uniform	Overlook it	Do not obey if in hurry	Obey		3	Driver
308	555	When you are driving through silent zone, you should	Not blow horn	Blow horn	Decide as the situation warrants		1	Rules
309	556	Major reason of road accidents	Bad roads	Driver's fault	Mechanical defect in vehicle		2	Informatory
310	558	When should you carry your driving license with you?	Only while driving on National Highways	Need not carry	Always while driving		3	Rules
311	559	Green light in traffic signal indicates?	Stop	Proceed if safe	Reduce speed & proceed cautiously		2	Traffic
312	566	Before taking a right turn your vehicle should be in	Any lane	Center lane	Extreme right lane		3	Road Related





S.NO	Q.NO	Questio	Option 1	Option 2	Option 3	Option 4	Answer	Chapter
313	572	Exhibition of “L” board for learners license holder while driving is	Necessary	Compulsory	Optional		2	Mandatory
314	573	To drive a light motor vehicle (Car, Jeep etc.) your minimum age should be	16 years	18 years	20 years		2	Mandatory
315	575	When can a person drive with suspended driving license?	Only in emergency	Only when a license holder is with him	Never		3	Informatory
316	576	If you possess a license to drive a car you can drive?	Motor cycle & car	Only car	Other than heavy vehicles		2	Informatory
317	579	While entering a round about / island you should	Enter at the same speed	Allow those entered before you to pass first	Halt & proceed		2	Cautionary
318	580	After hearing an ambulance siren you should	Stop immediately	Move left & give way to ambulance	Maintain the same speed		2	Mandatory



S.NO	Q.NO	Questio	Option 1	Option 2	Option 3	Option 4	Answer	Chapter
319	581	If you see flashing yellow light at intersection, you should	Reduce the speed & proceed cautiously	Stop	Blow horn & proceed		1	Traffic
320	582	This is how the lights in an automatic signal will glow	Red, Yellow, Green, Yellow, Red	Green, Yellow, Red, Green	Green, Yellow, Red, Yellow, Green		2	Traffic
321	583	If you see yellow light after green you should	Accelerate & cross before red	Proceed only if “Stop line” is crossed else stop	Proceed if there is no traffic police		2	Traffic
322	584	If you observe red light at intersection & traffic police on duty signals you to cross then you should	Wait till green signal	Bring the red light to the notice of traffic police	Obey the traffic police & cross		3	Traffic
323	587	The minimum distance you should keep from vehicle ahead is	2 seconds distance	Double the length of your vehicle	2 meters		1	Mandatory
324	591	After parking your vehicle you should	Stop engine & remove key	Stop engine, remove key & apply hand brake	Stop engine, remove key, apply hand brake & put vehicle in gear		3	Rules

S.NO	Q.NO	Questio	Option 1	Option 2	Option 3	Option 4	Answer	Chapter
325	592	While applying breaks of two wheelers	Apply only rear breaks	Apply only front breaks	Apply both breaks simultaneously		3	Cautionary
326	593	At what speed your vehicle gives maximum mileage (fuel efficiency)?	Low speed (less than 30 kmph)	Medium (40 to 60 kmph)	High speed (60 to 100 kmph)		2	Road Related
327	594	If instructed to stop by a policeman in uniform you should	Stop immediately	Stop by taking care of vehicle following you	Don't stop if you are not at fault		2	Police Related
328	595	Wearing a helmet on State & National highways is	Mandatory	Necessary	Optional		1	Cautionary
329	596	Park your vehicle at safe place before accepting a cell phone call while on drive because	It may create interference in communication	You do not loose control on your vehicle	This is mandatory only on highways		2	Rules
330	597	Using cell phone while driving is	Allowed on roads with less traffic	Allowed if driven carefully	An offence		3	Mandatory

S.NO	Q.NO	Questio	Option 1	Option 2	Option 3	Option 4	Answer	Chapter
331	600	What is the validity of registration of motor cycle & car?	10 years	15 years	20 years		2	Informatory
332	602	While driving on well lit road in nights	Use only parking lights	Use high beams	Use low beams		3	Cautionary
333	603	What is “parallel” parking?	Parking at right angles to road	Parking parallel to already parked vehicle	Parking behind the parked vehicle		2	Road Related
334	606	If cattle herder signals to stop the vehicle	Driver must stop	Driver can overlook	Blow the horn and proceed		1	Road Related
335	607	While entering an uncontrolled intersection	Reduce speed & proceed cautiously	Stop	Proceed in the same speed if road is clear		1	Cautionary
336	608	Road signs in ‘circles’ are	Mandatory	Cautionary	Informative		1	Road Related

S.NO	Q.NO	Questio	Option 1	Option 2	Option 3	Option 4	Answer	Chapter
337	609	Road signs in 'triangles' are 	Mandatory	Cautionary	Informative		2	Road Related
338	610	Road signs in 'squares or rectangles' are 	Mandatory	Cautionary	Informative		3	Road Related
339	611	The meaning of road signs in red circlec is 	Compulsion to do	Prohibition to do	Caution		2	Road Related
340	612	The meaning of road signs in blue circle is 	Compulsion to do	Prohibition to do	Informative		1	Road Related
341	615	Taking a reveres on ONE WAY is	Allowed	Prohibited	Allowed only in nights		2	Rules
342	617	The road shoulder on express ways is used for	Stopping in emergency	Resting when tired	Parking		1	Informatory



S.NO	Q.NO	Questio	Option 1	Option 2	Option 3	Option 4	Answer	Chapter
343	618	At unguarded level crossings	Cross at brisk speed	Stop, cross without changing a gear only if train is not crossing	Stop, cross only if train is not crossing		2	Cautionary
344	619	What is “Clutch Riding”?	Frequent usage of clutch	Riding with half pressed clutch	Non usage of clutch		2	Driver
345	629	At a collision you suspect a casualty has back injuries. The area is safe. You should	Offer them a drink	Raise the legs.	Not move them		3	Cautionary
346	630	You have just arrived at the scene of accident. What should you do?	Switch – off engine & call emergency services	Remove casualty away from the vehicle.	Wait for another motorist to arrive		1	Cautionary
347	631	Your vehicle has broken down on a two way road. Where will you display the warning triangle?	On the roof of your vehicle	Just behind your vehicle	50 M behind your vehicle		3	Traffic
348	632	After a collision driver is suffering from shock. What should you do?	Offer them a drink	Re-assure them without leaving them alone	Ask them who has caused the accident		2	Cautionary

S.NO	Q.NO	Questio	Option 1	Option 2	Option 3	Option 4	Answer	Chapter
349	633	Your vehicle has broken down on an unguarded railway crossing. What should you do first?	Get everyone out of the vehicle & clear of the crossing	Try to push the vehicle clear of the crossing as soon as possible	Walk along the track to give warning to any approaching trains		1	Cautionary
350	634	An accident victim is unconscious. Your main priority is	Take the names of victims & check airway is clear	Make sure they are breathing, clear the airway & stop heavy bleeding	Note down number of vehicles involved in accident & sweep up the broken glasses		2	Cautionary
351	636	At an accident spot a casualty has stopped breathing. You should	Keep the head tilted forward as far as possible	Try to give the casualties water to drink	Tilt the head back gently to clear the airway		3	Cautionary
352	637	Your vehicle breakes down in a tunnel. What should you have to do?	Stay in the vehicle & wait for the police	Stand in the lane behind your vehicle to warn others	Switch on hazard lights then move & call for help immediately		3	Cautionary
353	638	You have stalled in the middle of a level crossing & can't restart the engine. The train arrival bell starts ringing. You should	Push the vehicle clear of the crossing	Run down the track to warn the signal operator	Get out & clear of the crossing		3	Cautionary
354	639	You are in a tunnel Your vehicle is on fire & you can not drive it. What should you have to do	Try & put out the fire & switch on hazared warning lights	Switch off all your lights & leave the engine running	Stay in the vehicle & wait for other people to phone for help		1	Cautionary

S.NO	Q.NO	Questio	Option 1	Option 2	Option 3	Option 4	Answer	Chapter
355	642	You injured motor cyclist. He is lying unconscious in the road. You should always	Seeks medical assistance	Move the person off the road	Remove his helmet		1	Cautionary
356	643	A collision has just happened. An injured person is lying in a busy road. What is the first you should do to help	Treat the person for shock	Warn the traffic	Place them in the recovery position		2	Cautionary
357	644	You arrive at an accident spot. The motor cyclist is unconscious. Your first priority is the casualties	Bleeding	Breathing	Broken bone		2	Cautionary
358	646	At an incident a casualty is unconscious.What should we do urgently	Airway, breathing, circulation	Airway, shock, broken bones	Circulation, shock, broken bones		1	Cautionary
359	649	You are driving in traffic at the speed limit for the road. A driver behind is trying to overtake. You should	Accelerate to get away from the driver behind	Wave the driver behind to overtake when it is safe	Keep a steady course & allow the driver behind to overtake		3	Driver
360	650	To avoide spillag after refuelling, you should make sure that	Your tank is only 3/4 <sup>th</sup> full	You have used a locking filler cap	Your filler cap is securely fantened		3	Cautionary



S.NO	Q.NO	Questio	Option 1	Option 2	Option 3	Option 4	Answer	Chapter
361	651	You are following a long truck. You should stay well back from it to	Give you a good view of the road ahead	Prevent traffic behind you from overtaking	Allow you to hurry through the traffic lights if they change		1	Cautionary
362	653	Be extra cautious while overtaking	‘L’ mark vehicles	Slow speed vehicles	Light vehicles		1	Cautionary
363	654	Be careful while overtaking ‘L’ mark (learner driver) vehicle because	Their intention is always to drive in right hand lane	This will reduce their confidence	They may get nervous and it may lead to an accident		3	Cautionary
364	655	While driving, avoid	Reacting to wrong behavior of other drivers	Getting distracted by phone calls	All of the above		3	Driver
365	656	To help concentration on long journeys you should stop frequently and	Have a rest	Fill up with fuel	Eat a meal		1	Cautionary
366	657	What is meant by ‘defensive driving’?	Being alert and thinking ahead	Always driving slowly and gently	Always letting others go first		1	Driver



S.NO	Q.NO	Questio	Option 1	Option 2	Option 3	Option 4	Answer	Chapter
367	659	We are meeting at 4 p.m. once a week;it is a 20-minute drive from our house/office. We should	Leave at 2 p.m. because sometimes we forget how to get there	Leave 25 or 30 minutes early to allow for possible delays	Leave exactly 20 minutes to four and try to make it on time		2	General
368	660	Which of these can reduce your visibility in night?	Tinted goggles	Sun control films on windshield	Both		3	Cautionary
369	661	You are following a two-wheeler on a poor road surface. You should	Make sure you stay well back	Look out as they may wobble	Both		3	Cautionary
370	662	What is the best way to prevent fatigue when driving?	Avoid night driving	Stop for rest	Don't carry on load		2	General
371	664	You should never attempt to overtake a cyclist	On a narrow road which is not wide enough	Just before you turn left	Both		3	Cautionary
372	666	You have just been overtaken by motorcyclist who is cutting in sharply.You should	Sound the horn&increase your speed	Slow down to create a safe gap for motorcyclist in front	Start flashing your lights vigorously		2	Cautionary

S.NO	Q.NO	Questio	Option 1	Option 2	Option 3	Option 4	Answer	Chapter
373	667	You are driving at high speed on an expressway. When passing large heavy vehicle you should	Increase your speed	Beware of sudden gust & keep firm control on steering	Start driving closely to this vehicle		2	Driver
374	668	You are driving on two lane road, the vehicle in front of you is moving very slowly, and the road ahead is clear for overtaking, you should	Pass the vehicle from left hand side	Pass the vehicle from right hand side	Pass the vehicle from convenient side		2	Driver
375	669	To drive safely, you need to concentrate and be able to monitor everything that is happening on the road. To do this, you need to	Turn all your attention only to road ahead	Continuously scan the road, looking ahead, to the sides, checking rear view mirrors and anticipate what may happen	Ask other occupants in the vehicle to watch out for possible dangers		2	General
376	670	As you approach an intersection, you should check for traffic on your left and right	At all the times before entering an intersection	Only when the traffic is heavy	Only when you approach a stop sign		1	Cautionary
377	673	In what situation are other drivers allowed to flash their headlights at you?	To warn you of their presence	To warn you danger is ahead	To tell you they are giving way to you		1	Cautionary
378	674	It is important to scan while driving so that you can see everything that is happening around. What does scanning involve?	Continually looking ahead and to the sides	Looking into rear view mirrors while driving	Both		3	General

S.NO	Q.NO	Questio	Option 1	Option 2	Option 3	Option 4	Answer	Chapter
379	675	Which of these statement is true?	Vehicular traffic has right over and above pedestrians on the road	Pedestrians have special rights on zebra crossing only	Pedestrains being vulnerable must get right of way on any part of the road		3	General
380	676	When you have started to overtake the car ahead, you notice that its right indicator has started flashing. You should	Accelerate quickly to get past	Flash your headlights and try to accelerate past	Abort overtaking, look into mirrors, come to left lane if safe		3	Cautionary
381	677	You are driving in torrential rain and your vehicle begin to slide. What is this called?	Ghosting	Coasting	Aquaplaning		3	General
382	679	The road used to join and exit expressway is called	Side lane	Slip road	Adjoining lane		2	Informatory
383	680	When applying brakes to stop	Press brake pedal very hard to stop quickly	Check your rear view mirror before applying brakes	Apply brakes then check in mirror		2	Cautionary
384	681	Which of the following distract the driver	Listening to music	Using hands free mobile	Both		3	General



S.NO	Q.NO	Questio	Option 1	Option 2	Option 3	Option 4	Answer	Chapter
385	683	How many types of Road Signs are there	3	2	4		1	General
386	684	When turning your vehicle on the road you should	Check all around for other road users	Continuously use horn for warning other road users	Switch on your headlights		1	General
387	686	You are most likely to loose concentration while driving if you	Switch on the AC	Use a mobile phone	Look at the rear view mirror		2	General
388	688	When you are moving off from behind a parked car you should	Use all the mirrors on the vehicle	Give a signal	Both		3	General
389	689	While overtaking two wheelers, you should	Squeeze them on road to get more space	Cross them very closely	Leave as much room as you would for a car		3	Cautionary
390	690	In which of these places you not park or wait?	At a bus stop	In such a way that another parked car gets obstructed	Both		3	General



S.NO	Q.NO	Questio	Option 1	Option 2	Option 3	Option 4	Answer	Chapter
391	691	What is the right hand lane used for on a three lane express way?	Emergency vehicles only	Overtaking	Heavy vehicles only		2	General
392	693	On which of these occasions must you stop your vehicle?	When involved in an accident	When signaled to do so by a police officer	Both		3	General
393	695	When may you reverse from a side road into a main road?	Only if both roads are clear of traffic	Not at any time	Only if the main road is clear of traffic		2	Mandatory
394	697	When traffic lights are out of order, what precaution should you take?	Slow down and move	Stop, look right and left and proceed cautiously	Move at the same speed		2	Traffic
395	698	Why should you make sure that you have cancelled your indicators after turning?	To avoid flattening of battery	To avoid misleading other road users	To avoid dazzling other road users		2	Cautionary
396	700	How much distance should you keep from a vehicle travelling in front of you?	15 meters	Depends on the speed of the vehicle travelling in front of you	A distance sufficient to avoid collision if the vehicle in front of you suddenly slows down or stops		3	General

S.NO	Q.NO	Questio	Option 1	Option 2	Option 3	Option 4	Answer	Chapter
397	701	What is the correct procedure if you want to stop on the left side of the road?	Apply brakes gradually after giving a signal for stopping	Check rear view mirror & look over shoulder and if it is safe to do so, give appropriate signal, slow down and stop on the left side of the road	Check rear view mirror, slow down and stop on the left side of the road.		2	General
398	702	Which is the best reason for not following other vehicles too closely?	To avoid exhaust fumes	To avoid getting dirt from wheel spray	To get increased angle of vision of traffic conditions ahead and to avoid hitting vehicle in front, if it stopped suddenly		3	Cautionary
399	703	When approaching from the rear where two lanes of traffic have stopped at a signal, you should	Pass all the vehicles and stand in front of them	Pass between all the vehicles standing in the two lanes	Stop behind the last vehicle in appropriate lane		3	Driver
400	704	A pedestrian is crossing the street at an intersection you should	Yield to pedestrian the right of way	Proceed with care	Reduce speed and warn pedestrian		1	General
401	705	A bus at the bus stop signals the intent of moving off, you will	Slow down and give way	Speed past it	Flash lights and go past the bus		1	General
402	706	What does the temperature gauge indicate?	Outside temperature	Engine temperature	Both		2	General

S.NO	Q.NO	Questio	Option 1	Option 2	Option 3	Option 4	Answer	Chapter
403	707	What does an odometer show?	Speed of the vehicle	Total distance covered by the vehicle	Both		2	General
404	710	Which of the following steps one should not take after an accident?	Protect the area	Care for the injured	Give water to unconcious victims		3	Cautionary
405	712	Which age group of drivers is most likely to be involved in a road accident?	36 to 45 year old	46 to 55 year old	18 to 25 year old		3	General
406	715	An older person's driving ability could be affected because they may be unable to	Understand road signs	React very quickly	Give signals correctly		2	General
407	716	You are taking drugs that are likely to affect your driving. What should you do?	Seek medical advice before driving	Limit your driving to essential journeys	Drive only for short distances		1	Cautionary
408	717	While driving you approach a large puddle that is close to left hand kerb. Pedestrians are close to the water. You should	Brake suddenly and sound your horn	Slow down before the puddle and try to avoid splashing the pedestrians	Wave at the pedestrians to keep back		2	General



S.NO	Q.NO	Questio	Option 1	Option 2	Option 3	Option 4	Answer	Chapter
409	718	What action would you take when elderly people are crossing the road?	Wave them across so they know you have seen them	Be patient and give the sufficient time to cross	Tap the horn in case they are hard of hearing		2	General
410	719	You have been involved in an argument before starting your journey. This has made you feel angry. You should	Start to drive, but open a window	Drive slower than normal and turn your radio on	Calm down before you start to drive		3	Cautionary
411	720	A driver's behavior has upset you. It may help if you	Stop and take a break	Gesture to them with your hand	Follow their car, flashing the headlights		1	General
412	721	What should you use your horn for?	To alert others of your presence	To allow you right of way	To signal your annoyance		1	Cautionary
413	722	Before driving a new vehicle the driver should	Be familiar with the position of controls	Always use choke before starting	Check its number plates		1	Cautionary
414	723	The first thing that alcohol affects is	Vision	Balance	Judgment		3	General



S.NO	Q.NO	Questio	Option 1	Option 2	Option 3	Option 4	Answer	Chapter
415	724	You are invited to a dinner party. You know you will have to drive in the night. What is your best course of action?	Have only two pegs of alcohol	Not drink any alcohol at all	Eat a hot meal with your alcoholic drinks		2	Cautionary
416	725	What advise should you give to a driver who has had a few alcoholic drinks at a party?	Drive home carefully and slowly	Go home by public transport	Wait for a short while then go home		2	Cautionary
417	726	What else can affect your concentration, other than alcoholic drinks?	Drugs	Tiredness	Both		3	General
418	727	When driving near children playing or walking near the edge of the road, you should	Wait for them to finish their game	Sound your horn to warn them of your presence	Slow down, and be ready to make a safe stop		3	Cautionary
419	728	Which of the following attitudes are most likely to make you a safe driver?	When I drive, I am responsible for my safety as well as safety of others	Crashing or not crashing is a matter of luck	Other road users must ensure their safety		1	General
420	729	A vehicle ahead of you has stopped at a pedestrian crossing. You	Must not overtake the vehicle	May overtake the vehicle if there are no pedestrians on the crossing	May overtake the vehicle if there are no other vehicles coming the other way		1	Rules

S.NO	Q.NO	Questio	Option 1	Option 2	Option 3	Option 4	Answer	Chapter
421	730	Your vehicle has broken down on a highway, what is the first thing you should do?	Warn other traffic	Stop the following traffic and ask for help	Call for a towing vehicle		1	Road Related
422	731	Which of the following may help to deter a thief from stealing your car?	Always keep the headlights on	Always keeping the interior light on	Etching the registration number on the windows		3	Informatory
423	732	Which of the following should not be kept in your vehicle?	A first aid kit	Inflammable material	Tool kit		2	Cautionary